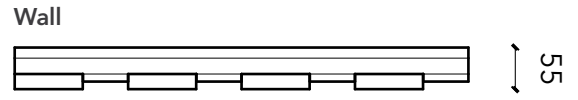
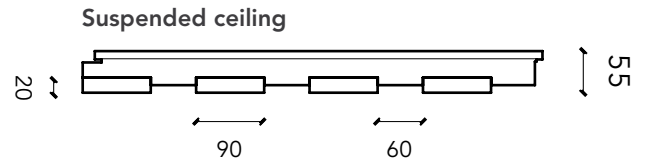
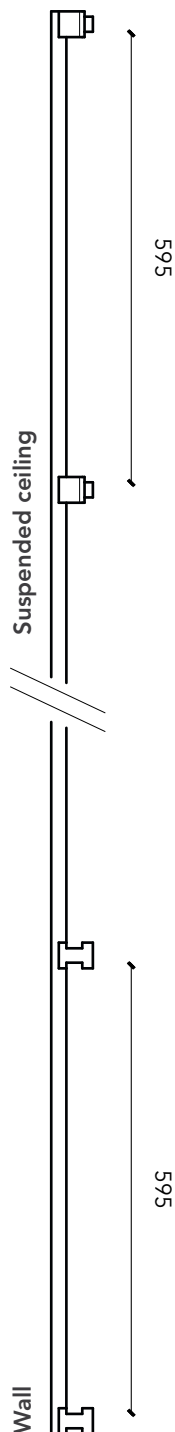
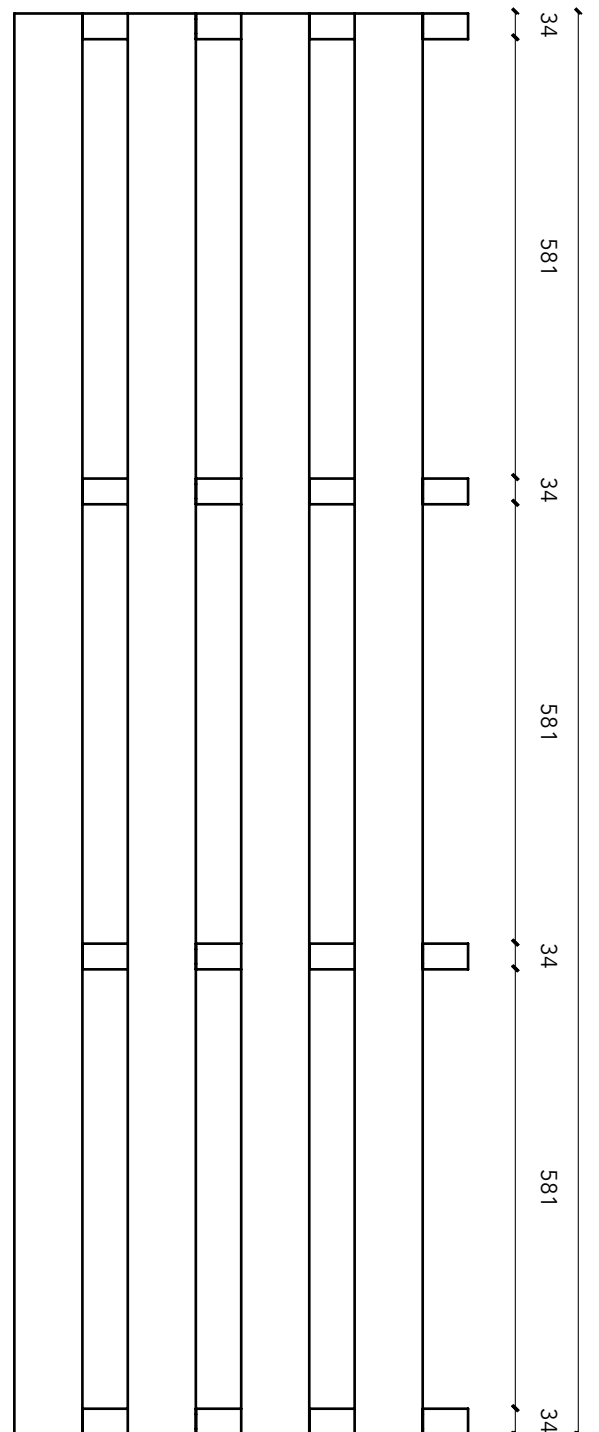


# LINEA 9.2.6

LINEA RANGE  
INTERIOR



Module : 600 mm





## FINISH / REACTION TO FIRE (AS PER EN 13501-1)

Natural	D-s2,d0 / B-s1,d0 / B-s2,d0
Colourless varnish	D-s2,d0 / B-s1,d0 / B-s2,d0
Coloured wax	D-s2,d0 / B-s1,d0 / B-s2,d0
Coloured wax + varnish	D-s2,d0 / B-s1,d0 / B-s2,d0

## ACOUSTIC RESULTS

Acoustic absorption was measured as per the ISO 354 standard. The various data relating to acoustic absorption ( $\alpha_p$ ,  $\alpha_w$ , absorption class) have been calculated according to ISO 11654 standard (LINEA + acoustic supplement).

## TECHNICAL CHARACTERISTICS

Panel dimensions	1880 x 600 mm and 1265 x 600 mm
Cross-section of slats	90 mm (face) x 20 mm (height)
Spacing between slats	60 mm
Centre distance of slats	150 mm
Black rear counter-slats	34 x 45 mm
Overall thickness	55 mm
Wood species	Pine, Oak, Douglas fir, Spruce
Surface mass (pine)	11.1 kg/m <sup>2</sup>
Surface mass (oak)	13.8 kg/m <sup>2</sup>
Surface mass (douglas fir)	10.9 kg/m <sup>2</sup>
Surface mass (spruce)	9.6 kg/m <sup>2</sup>
Openness percentage	40%

Rear surface: rigid acoustic rock wool tiles 120 kg/m<sup>3</sup> surfaced with a black gauze (format : 600 x 600 mm; 20 mm or 22 mm thick)  
*Not supplied by Laudescher*

## FITTING SYSTEM

### Suspended ceiling

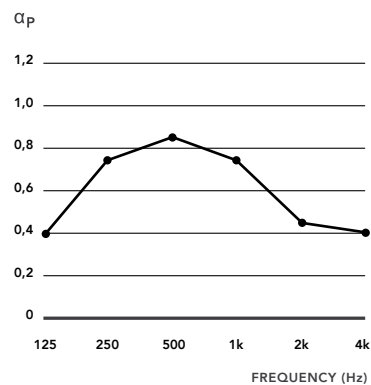
Fitting on T24 grid system:  
 – As per DTU 58-1  
 – As per EN 13964

### Wall cladding

Mechanical fixing by screwing:  
 – As per DTU 36-2  
 – As per EN 14915

### LINEA 9.2.6 CEILING + LR 20mm on E250 mm plenum

#### ACOUSTIC ABSORPTION COEFFICIENT



WEIGHTED INDEX:

$$\alpha_w = 0.5$$

ABSORPTION CLASS:

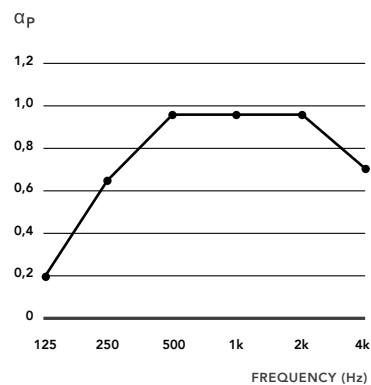
**Class D**

AS PER ASTM C423:

**NRC = 0.7**

### LINEA 9.2.6 WALL + LR 20mm on E50 mm plenum

#### ACOUSTIC ABSORPTION COEFFICIENT



WEIGHTED INDEX:

$$\alpha_w = 0.85$$

ABSORPTION CLASS:

**Class B**

AS PER ASTM C423:

**NRC = 0.9**